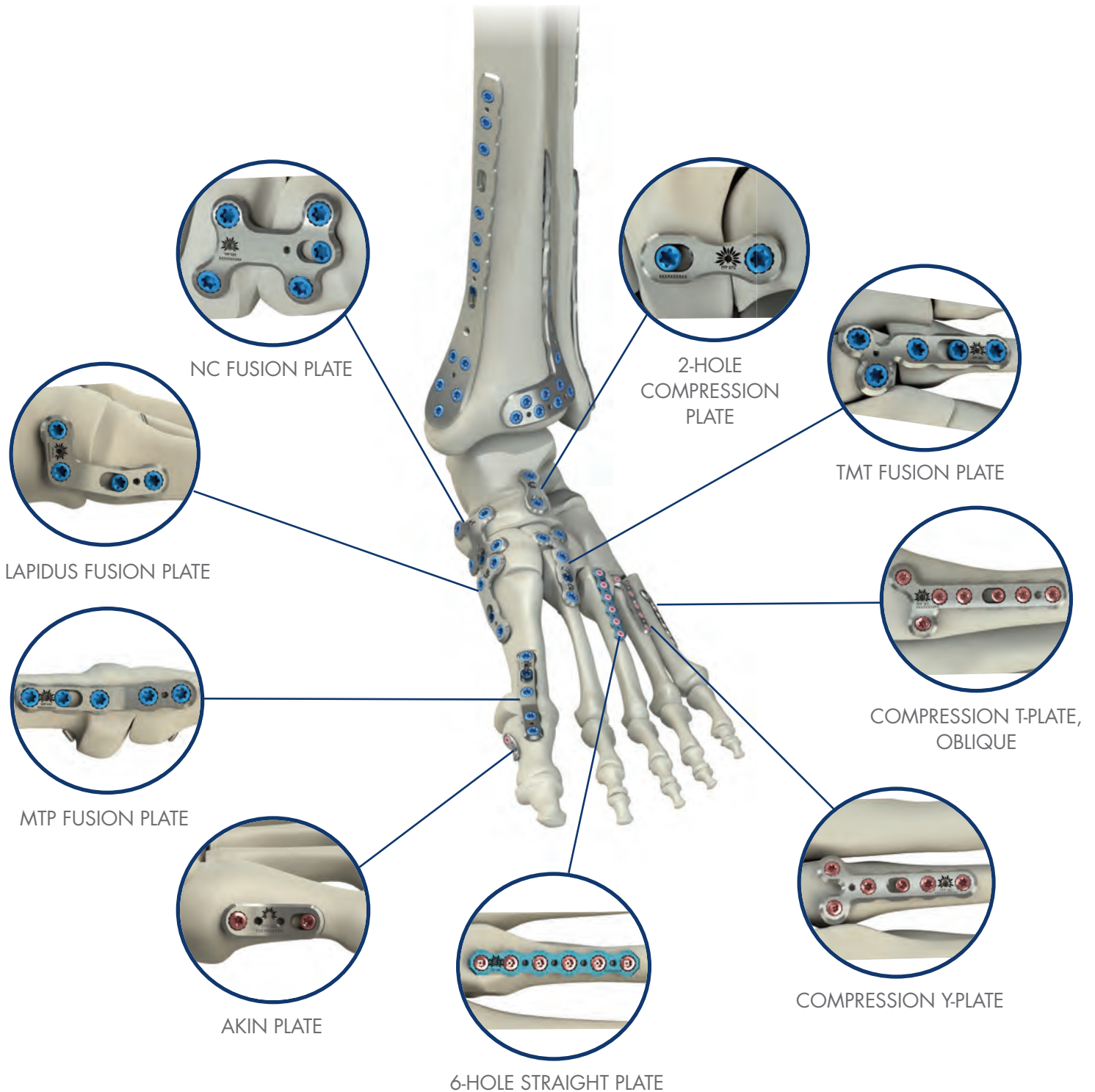


The Flower Foot & Ankle Application



INDICATIONS FOR USE:

The Flower Small and Medium Implants set is intended for use for internal fixation of fractures and reconstruction of bones, including the scapula, olecranon, humerus, radius, ulna, pelvis, distal tibia, fibula, hand and foot in adults and for use in long bones in adolescents (12-21) in whom the growth plates have fused. Examples of these internal fixations and reconstructions include compression fractures, intra-articular and extra-articular fractures, displaced fractures, osteotomies, non-unions and mal-unions. This system can be used for palmar, ventral, dorsal and orthogonal application. The Flower Orthopedics Bone Screw set is intended to be used for the fixation of bone structures, fusion of joints of bone reconstruction.

READY-FOR-SURGERY™ SOLUTIONS

OPENING WEDGE PLATE

ADVANTAGES OF THE FLOWER OPENING WEDGE PLATES

PRECISE CORRECTION

Seven wedges sizes available to accommodate all anatomy & pathology

ANATOMIC PLATE DESIGN

Different degrees of correction native joint structures while maintaining metatarsal length.

LOW-PROFILE

Design minimizes soft tissue irritation, potential.

BILATERAL DESIGN

Plates fit equally well on the left & right metatarsals.



PRODUCT NO.	SIZE	DEGREES OF CORRECTION ¹
FLOW 020	2mm	6
FLOW 030	3mm	9
FLOW 035	3.5mm	10.5
FLOW 040	4mm	12
FLOW 045	4.5mm	13.5
FLOW 050	5mm	15
FLOW 060	6mm	18

¹Easley, Mark E., et al. "Hallux Valgus: Proximal First Metatarsal Osteotomies." International Advances in Foot and Ankle Surgery, edited by Amol Saxena, 1st ed., Springer-Verlag London Ltd., 2012, p. 16.

Flower Opening Wedge Plate – Product Rationale



The Flower Opening Wedge Plate System provides surgeons with multiple sizing options for precise correction, while maintaining overall metatarsal length.

The first metatarsal base opening wedge procedure restores proper anatomic alignment, and corrects bunions without violating the native joint structures.

The low-profile Flower Opening Wedge Plates minimize soft tissue irritation and ensure proper placement with a robust construct.

Flower Opening Wedge Plate – Portfolio

	PLATE RATIONALE	SURGICAL BENEFIT
	Anatomic Plate Design	Pre-contoured shape for ease of insertion. Plate placement avoids native joint structures, while maintaining metatarsal length.
	Precise Correction	Seven wedges available to accommodate all anatomy & pathology.
	Low Profile	Minimizes soft tissue irritation, with the plate pre-contoured to the anatomy. Screws sit flush with the top of the plate.
	Bilateral Design	Plates fit equally well on the left & right metatarsal & contours to the bone.



READY-FOR-SURGERY™ SOLUTIONS

LOW PROFILE LAPIDUS PLATE

ALPHA & BETA PLATE OPTIONS

Accommodates dorsal-medial and medial-plantar placement.

LOW PROFILE DESIGN

Construct profile avoids soft tissue irritation even for the most challenging patients.

PRE-CONTOURED PLATES

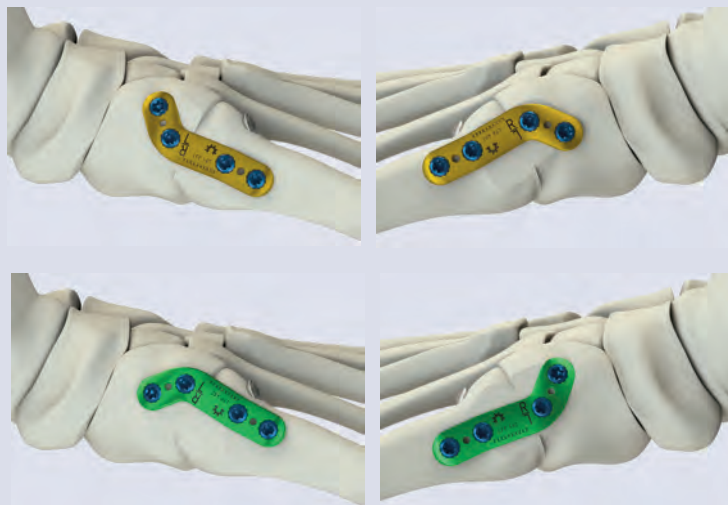
Facilitates quick placement and exceptional anatomical fit on the bone.



ORDERING INFORMATION

PRODUCT NO.	CONFIGURATION	HOLES
LFP 401	Alpha	4
LFP 402	Beta	4

The Flower Low Profile Lapidus – Product Rationale



The Flower Low Profile Lapidus Plate provides a streamlined construct with robust fixation. The unique plate design provides surgeons with multiple placement options to best accommodate patient anatomy and surgical strategy.


The Flower Low Profile Lapidus Plate is recommended to be used in combination with a single or two crossing 4.0mm partially threaded cannulated interfragmentary screws for the most stable construct.

The Flower Low Profile Lapidus Plate utilizes variable angle locking and compression screws. Additional compression of the joint can be achieved by placing a screw eccentrically in the proximal metatarsal locking hole.

The Flower Low Profile Lapidus – Design Features

PLATE RATIONALE

SURGICAL BENEFIT



Anatomic Plate Designs

Several placement options available for varying anatomy and surgical preferences.

Low Profile Design and Screws sit flush

Construct profile avoids soft tissue irritation even for the most challenging patients.




Pre-contoured Plate

Exceptional anatomical fit.

Plate accepts 2.7mm, 3.0mm, 3.5mm & 4.0mm Variable Angle Screws

Multiple screw options for strong fixation and inter-operative ease of use.

The Flower Medial Column Fusion Plate – Product Rationale





The Flower Medial Column Plate Fusion Plate creates a robust construct for flatfoot reconstructions, anatomically contoured to best fit patient anatomy and accommodate the NC and first TMT joints.

The Flower Medial Column Plate is recommended to be used in combination with 4.0mm cannulated partially threaded screws across each joint to maximize compression and produce the most stable construct. Plating screws uniquely are positioned to avoid the interfragmentary screws.

Screw holes are positioned to maximize bone purchase while avoiding vital structures and providing market-leading fixation in the Flower Medial Column Fusion Plate. Each joint can be individually compressed, improving anatomic alignment.

The Flower Medial Column Fusion Plate – Design Features

	CONSTRUCT FEATURES	SURGICAL BENEFIT
	Anatomically Based Fixation	Screws are targeted to areas of greatest bone purchase, and avoid adjacent structures
	Anatomic Plate Design	Plate positioning on bone facilitates faster and better anatomic alignment, as well as varied patient anatomy
	Segmental Compression	Each joint is compressed independently through the compression slots, providing enhanced likelihood for fusion
	Plate accepts 2.7mm, 3.0mm, 3.5mm & 4.0mm Variable Angle Screws	Multiple screw options for anatomic variance strong fixation and inter-operative ease of use

The Flower MTP Fusion – Product Rationale





The Flower MTP Fusion Plate is a low profile neutralization plate designed to best fit the unique anatomical requirements of the metatarsal phalangeal joint, while providing the stability needed for a predictable joint fusion.

It is recommended to use the Flower MTP Plate in combination with two crossing 3.0mm partially threaded cannulated interfragmentary screws.

The Flower MTP Fusion Plate allows for the use of variable angle locking and compression screws. The variable angle compression screws are available for axial compression through the plate.

The Flower MTP Fusion – Design Features

	PLATE RATIONALE	SURGICAL BENEFIT
	Plate accepts 2.7mm, 3.0mm and 3.5mm locking and non-locking compression screws	Provides multiple screw options for anatomic variance
	The screw hole configuration allows for two cannulated "homerun" screws	The construct simplifies the interfragmentary screw placement, increasing the efficiency of the case
	Plate is pre-contoured to 5° of dorsiflexion, 7° of valgus	Provides anatomic alignment for optimal fusion
	Anatomic, low-profile	Reduces potential soft tissue irritation and provides stable anatomic fixation

The Flower TMT Fusion – Product Rationale



The Flower TMT Fusion plate is a low profile stabilization plate designed to best accommodate the specific biomechanical and anatomic considerations of the tarsal metatarsal joint.



The Flower TMT Plate allows for the use of variable angle locking screws and compression screws. The variable angle compression screws are available for axial compression through the plate's compression slot.

The Flower TMT Fusion – Design Features

PLATE RATIONALE

SURGICAL BENEFIT



Plate accepts 2.7mm, 3.0mm and 3.5mm locking and compression screws

Provides multiple screw options for anatomic variance

Plates available in straight or left & right configurations with 10° of valgus

Plate options allow for straight and angled fusions

Plates are pre-contoured to 15° of plantar-flexion to create proper joint alignment

Provide optimal fusion biomechanics and reduces the need to bend plates to match the anatomy

Anatomic, low-profile

Reduces potential soft tissue irritation

